


2017 HEALTHCARE RATE SHEET January 1, 2017 - December 31, 2017

Full-Time Employee Healthcare Rates

Full-time - Salary <=\$35K				
		10-month (20 Deductions)	11-month (24 Deductions)	12-month (26 Deductions)
Cigna - OAP10				
	Employee	\$77.40	\$64.50	\$59.54
	Spouse	\$160.20	\$133.50	\$123.23
	Children	\$112.80	\$94.00	\$86.77
	Family	\$321.00	\$267.50	\$246.92
	Employee & Domestic Partner with Children	\$321.00	\$267.50	\$246.92
	Employee with Children & Domestic Partner	\$321.00	\$267.50	\$246.92
	Spousal/Domestic Partner Surcharge	\$25.00	\$20.84	\$19.23
Cigna - OAP20				
	Employee	\$6.00	\$5.00	\$4.62
	Spouse	\$94.80	\$79.00	\$72.92
	Children	\$67.20	\$56.00	\$51.69
	Family	\$189.60	\$158.00	\$145.85
	Employee & Domestic Partner with Children	\$189.60	\$158.00	\$145.85
	Employee with Children & Domestic Partner	\$189.60	\$158.00	\$145.85
	Spousal/Domestic Partner Surcharge	\$25.00	\$20.84	\$19.23
LocalPlus				
	Employee	\$0.00	\$0.00	\$0.00
	Spouse	\$94.80	\$79.00	\$72.92
	Children	\$66.60	\$55.50	\$51.23
	Family	\$189.00	\$157.50	\$145.38
	Employee & Domestic Partner with Children	\$189.00	\$157.50	\$145.38
	Employee with Children & Domestic Partner	\$189.00	\$157.50	\$145.38
	Spousal/Domestic Partner Surcharge	\$25.00	\$20.84	\$19.23

* Employee-Only Rate must be added to the dependent rate, i.e., spouse/domestic partner, child(ren), or family to get the total deduction per paycheck.



2017 HEALTHCARE RATE SHEET January 1, 2017 - December 31, 2017

Full-Time Employee Healthcare Rates

Full-time - Salary >\$35K - 55K				
		10-month (20 Deductions)	11-month (24 Deductions)	12-month (26 Deductions)
Cigna - OAP10				
	Employee	\$100.20	\$83.50	\$77.08
	Spouse	\$225.00	\$187.50	\$173.08
	Children	\$157.80	\$131.50	\$121.38
	Family	\$450.00	\$375.00	\$346.15
	Employee & Domestic Partner with Children	\$450.00	\$375.00	\$346.15
	Employee with Children & Domestic Partner	\$450.00	\$375.00	\$346.15
	Spousal/Domestic Partner Surcharge	\$25.00	\$20.84	\$19.23


Cigna - OAP20

	Employee	\$12.00	\$10.00	\$9.23
	Spouse	\$139.80	\$116.50	\$107.54
	Children	\$98.40	\$82.00	\$75.69
	Family	\$279.00	\$232.50	\$214.62
	Employee & Domestic Partner with Children	\$279.00	\$232.50	\$214.62
	Employee with Children & Domestic Partner	\$279.00	\$232.50	\$214.62
	Spousal/Domestic Partner Surcharge	\$25.00	\$20.84	\$19.23

LocalPlus

	Employee	\$0.00	\$0.00	\$0.00
	Spouse	\$139.20	\$116.00	\$107.08
	Children	\$97.80	\$81.50	\$75.23
	Family	\$278.40	\$232.00	\$214.15
	Employee & Domestic Partner with Children	\$278.40	\$232.00	\$214.15
	Employee with Children & Domestic Partner	\$278.40	\$232.00	\$214.15
	Spousal/Domestic Partner Surcharge	\$25.00	\$20.84	\$19.23

* Employee-Only Rate must be added to the dependent rate, i.e., spouse/domestic partner, child(ren), or family to get the total deduction per paycheck.




2017 HEALTHCARE RATE SHEET January 1, 2017 - December 31, 2017

Full-Time Employee Healthcare Rates

Full-time - Salary >\$55K - 70K				
		10-month (20 Deductions)	11-month (24 Deductions)	12-month (26 Deductions)
Cigna - OAP10				
	Employee	\$114.00	\$95.00	\$87.69
	Spouse	\$289.20	\$241.00	\$222.46
	Children	\$202.80	\$169.00	\$156.00
	Family	\$577.80	\$481.50	\$444.46
	Employee & Domestic Partner with Children	\$577.80	\$481.50	\$444.46
	Employee with Children & Domestic Partner	\$577.80	\$481.50	\$444.46
	Spousal/Domestic Partner Surcharge	\$25.00	\$20.84	\$19.23
Cigna - OAP20				
	Employee	\$18.00	\$15.00	\$13.85
	Spouse	\$223.20	\$186.00	\$171.69
	Children	\$157.20	\$131.00	\$120.92
	Family	\$446.40	\$372.00	\$343.38
	Employee & Domestic Partner with Children	\$446.40	\$372.00	\$343.38
	Employee with Children & Domestic Partner	\$446.40	\$372.00	\$343.38
	Spousal/Domestic Partner Surcharge	\$25.00	\$20.84	\$19.23
LocalPlus				
	Employee	\$0.00	\$0.00	\$0.00
	Spouse	\$205.80	\$171.50	\$158.31
	Children	\$145.20	\$121.00	\$111.69
	Family	\$411.60	\$343.00	\$316.62
	Employee & Domestic Partner with Children	\$411.60	\$343.00	\$316.62
	Employee with Children & Domestic Partner	\$411.60	\$343.00	\$316.62
	Spousal/Domestic Partner Surcharge	\$25.00	\$20.84	\$19.23

* Employee-Only Rate must be added to the dependent rate, i.e., spouse/domestic partner, child(ren), or family to get the total deduction per paycheck.




2017 HEALTHCARE RATE SHEET January 1, 2017 - December 31, 2017

Full-Time Employee Healthcare Rates

Full-time - Salary >\$70K - 90K				
		10-month (20 Deductions)	11-month (24 Deductions)	12-month (26 Deductions)
Cigna - OAP10				
	Employee	\$127.80	\$106.50	\$98.31
	Spouse	\$352.80	\$294.00	\$271.38
	Children	\$248.40	\$207.00	\$191.08
	Family	\$706.20	\$588.50	\$543.23
	Employee & Domestic Partner with Children	\$706.20	\$588.50	\$543.23
	Employee with Children & Domestic Partner	\$706.20	\$588.50	\$543.23
	Spousal/Domestic Partner Surcharge	\$25.00	\$20.84	\$19.23
Cigna - OAP20				
	Employee	\$24.00	\$20.00	\$18.46
	Spouse	\$262.20	\$218.50	\$201.69
	Children	\$184.80	\$154.00	\$142.15
	Family	\$524.40	\$437.00	\$403.38
	Employee & Domestic Partner with Children	\$524.40	\$437.00	\$403.38
	Employee with Children & Domestic Partner	\$524.40	\$437.00	\$403.38
	Spousal/Domestic Partner Surcharge	\$25.00	\$20.84	\$19.23
LocalPlus				
	Employee	\$0.00	\$0.00	\$0.00
	Spouse	\$261.60	\$218.00	\$201.23
	Children	\$184.20	\$153.50	\$141.69
	Family	\$523.20	\$436.00	\$402.46
	Employee & Domestic Partner with Children	\$523.20	\$436.00	\$402.46
	Employee with Children & Domestic Partner	\$523.20	\$436.00	\$402.46
	Spousal/Domestic Partner Surcharge	\$25.00	\$20.84	\$19.23

* Employee-Only Rate must be added to the dependent rate, i.e., spouse/domestic partner, child(ren), or family to get the total deduction per paycheck.



2017 HEALTHCARE RATE SHEET January 1, 2017 - December 31, 2017

Full-Time Employee Healthcare Rates

Full-time - Salary >\$90K				
		10-month (20 Deductions)	11-month (24 Deductions)	12-month (26 Deductions)
Cigna - OAP10				
	Employee	\$142.20	\$118.50	\$109.38
	Spouse	\$449.40	\$374.50	\$345.69
	Children	\$316.20	\$263.50	\$243.23
	Family	\$898.80	\$749.00	\$691.38
	Employee & Domestic Partner with Children	\$898.80	\$749.00	\$691.38
	Employee with Children & Domestic Partner	\$898.80	\$749.00	\$691.38
	Spousal/Domestic Partner Surcharge	\$25.00	\$20.84	\$19.23
Cigna - OAP20				
	Employee	\$42.00	\$35.00	\$32.31
	Spouse	\$373.80	\$311.50	\$287.54
	Children	\$263.40	\$219.50	\$202.62
	Family	\$747.00	\$622.50	\$574.62
	Employee & Domestic Partner with Children	\$747.00	\$622.50	\$574.62
	Employee with Children & Domestic Partner	\$747.00	\$622.50	\$574.62
	Spousal/Domestic Partner Surcharge	\$25.00	\$20.84	\$19.23
LocalPlus				
	Employee	\$0.00	\$0.00	\$0.00
	Spouse	\$317.40	\$264.50	\$244.15
	Children	\$223.20	\$186.00	\$171.69
	Family	\$634.20	\$528.50	\$487.85
	Employee & Domestic Partner with Children	\$634.20	\$528.50	\$487.85
	Employee with Children & Domestic Partner	\$634.20	\$528.50	\$487.85
	Spousal/Domestic Partner Surcharge	\$25.00	\$20.84	\$19.23

* Employee-Only Rate must be added to the dependent rate, i.e., spouse/domestic partner, child(ren), or family to get the total deduction per paycheck.